

## Features

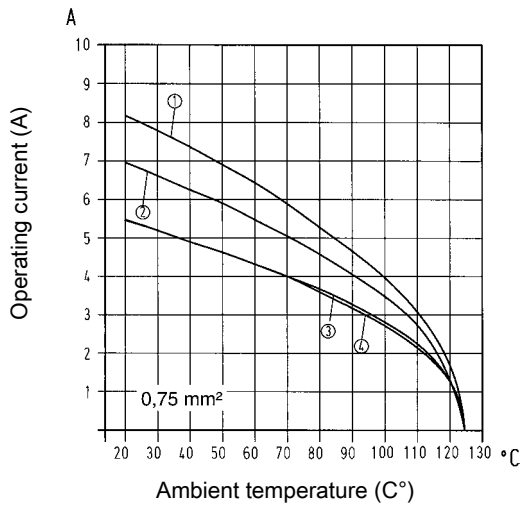
- High density of contacts
- For requirements up to 250 V / 10 A
- Time saving rapid termination by use of crimping contacts
- Gold and silver contacts available
- Suitable for thermo- and 1 mm F.O. contacts

## Derating

### Current carrying capacity

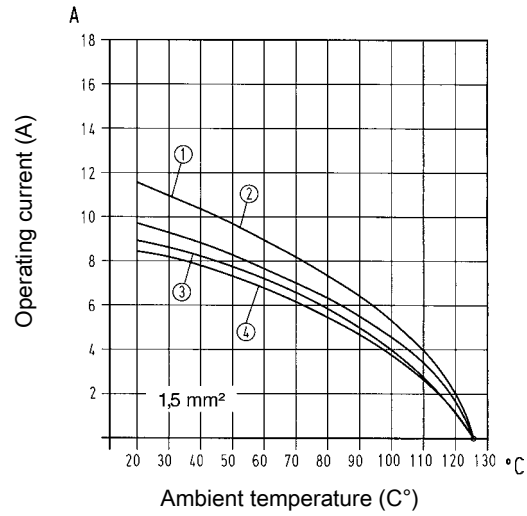
The current carrying capacity of the connectors is limited by the thermal load capability of the contact element material including the connections and the insulating parts. The derating curve is therefore valid for currents which flow constantly (non-intermittent) through each contact element of the connector evenly, without exceeding the allowed maximum temperature.

Measuring and testing techniques acc. to IEC 60512-5-2



- ① Han® 24 DD
- ② Han® 42 DD
- ③ Han® 72 DD
- ④ Han® 108 DD

## Derating



- ① Han® 24 DD
- ② Han® 42 DD
- ③ Han® 72 DD
- ④ Han® 108 DD

## Technical characteristics

Contacts	24, 42, 72, 108, 144, 216
Electrical data acc. to IEC 61984	<b>10 A 250 V 4 kV 3</b>
Rated current	10 A
Rated voltage	250 V
Rated impulse voltage	4 kV
Pollution degree	3
Rated voltage acc. to UL	600 V
Rated voltage acc. to CSA	600 V
Insulation resistance	≥10 <sup>10</sup> Ohm
Limiting temperatures	-40 °C ... 125 °C
Flammability (insert) acc. to UL 94	V 0
Mating cycles	≥500
Material (insert)	polycarbonate
Colour (insert)	RAL 7032 (light grey)

## Specifications and approvals

IEC 60664-1  
IEC 61984



## Details

Guide pins and bushes are recommended (see chapter 80).


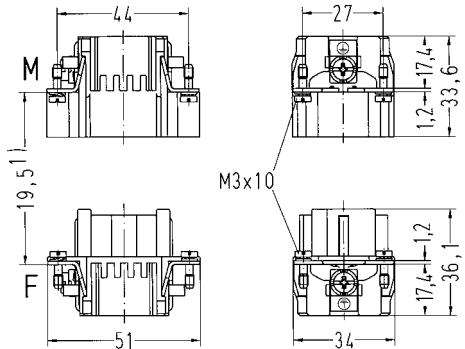
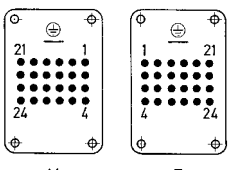
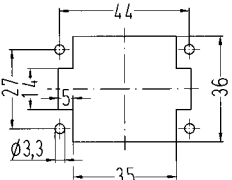
Han  
D/DD

Number of contacts

# 24+

250 V  
10 A


Han  
D/DD

Identification	Part number		Drawing
	male	female	Dimensions in mm
<p>Han DD®, Crimp terminal</p>  <p>Please order crimp contacts separately.</p>	<p>09 16 024 3001</p>	<p>09 16 024 3101</p>	 <p>1) Distance for contact max. 21 mm</p>  <p style="text-align: center;">M                  F</p> <p>Contact arrangement (view from termination side)</p>  <p>Panel cut out for inserts for use without hoods/housings</p>




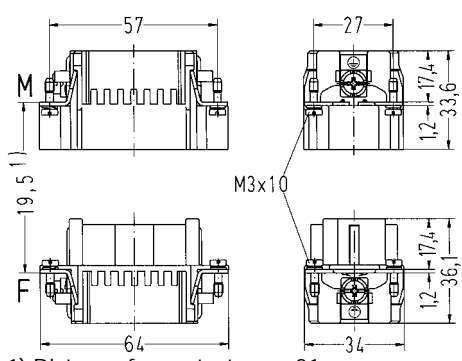
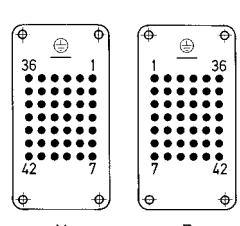
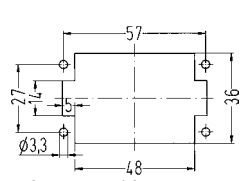
Number of contacts

# 42+



250 V  
10 A

Han  
D/DD

Identification	Part number		Drawing Dimensions in mm
	male	female	
Han DD®, Crimp terminal   Please order crimp contacts separately.	09 16 042 3001	09 16 042 3101	 <p>1) Distance for contact max. 21 mm</p>  <p>Contact arrangement (view from termination side)</p>  <p>Panel cut out for inserts for use without hoods/housings</p>

Number of contacts

# 72+

250 V  
10 A

Han  
D/DD

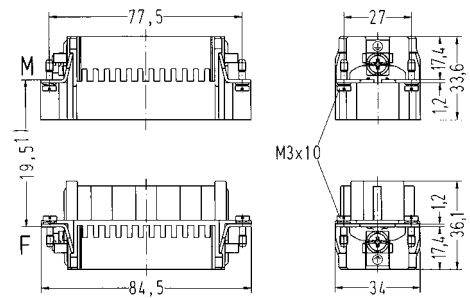
Identification	Part number		Drawing Dimensions in mm
	male	female	

Han DD®,  
Crimp terminal

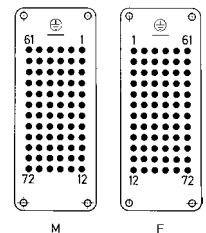


Please order crimp contacts separately.

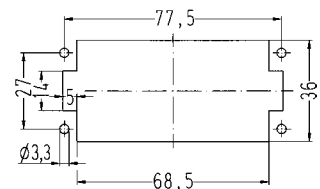
09 16 072 3001    09 16 072 3101



1) Distance for contact max. 21 mm



Contact arrangement (view from termination side)




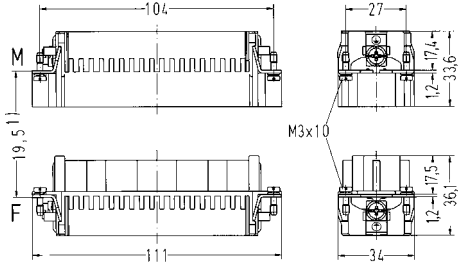

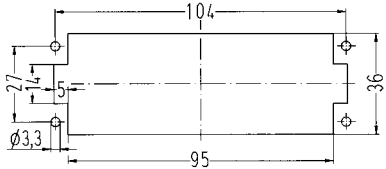
Panel cut out for inserts for use without hoods/housings

Number of contacts

108+

250 V  
10 A

Han  
D/DD


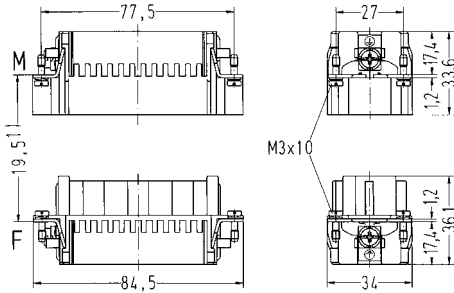

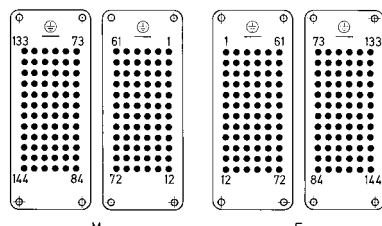
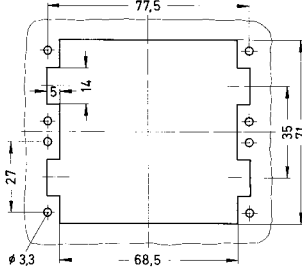
Identification	Part number		Drawing Dimensions in mm
	male	female	
Han DD®, Crimp terminal    Please order crimp contacts separately.	09 16 108 3001	09 16 108 3101	 1) Distance for contact max. 21 mm   Contact arrangement (view from termination side)  Panel cut out for inserts for use without hoods/housings

Number of contacts

144+

250 V  
10 A

Han  
D/DD


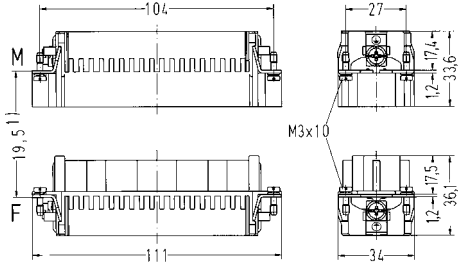

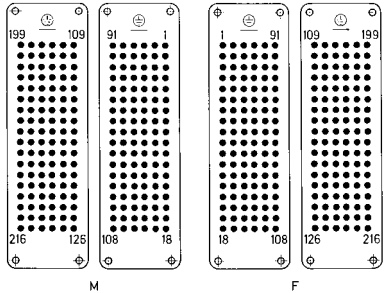
Identification	Part number		Drawing Dimensions in mm
	male	female	
<p>Han DD®, Crimp terminal, 1 - 72</p>  <p>Please order crimp contacts separately. Please order two inserts for a complete assembly!</p>	09 16 072 3001	09 16 072 3101	 <p>1) Distance for contact max. 21 mm</p>
<p>Han DD®, Crimp terminal, 73 - 144</p>  <p>Please order crimp contacts separately. Please order two inserts for a complete assembly!</p>	09 16 072 3011	09 16 072 3111	 <p>Contact arrangement (view from termination side)</p>  <p>Panel cut out for inserts for use without hoods/housings</p>

Number of contacts

216+

250 V  
10 A

Han  
D/DD

Identification	Part number		Drawing Dimensions in mm
	male	female	
<p>Han DD®, Crimp terminal, 1 - 108</p>  <p>Please order crimp contacts separately. Please order two inserts for a complete assembly!</p>	09 16 108 3001	09 16 108 3101	 <p>1) Distance for contact max. 21 mm</p>
<p>Han DD®, Crimp terminal, 109 - 216</p>  <p>Please order crimp contacts separately. Please order two inserts for a complete assembly!</p>	09 16 108 3011	09 16 108 3111	 <p>Panel cut out for inserts for use without hoods/housings</p> 