

Technical characteristics

Electrical data acc. to IEC 61984	10 A 50 V 0.8 kV 3
Rated current	10 A
Rated voltage	50 V
Rated impulse voltage	0.8 kV
Pollution degree	3
Limiting temperatures	-40 °C ... 85 °C
Flammability (insert) acc. to UL 94	V 0
Material (insert)	zinc alloy
Material (contact)	copper alloy

Specifications and approvals


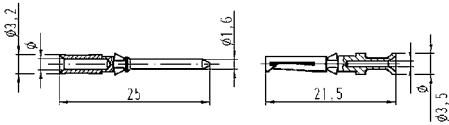

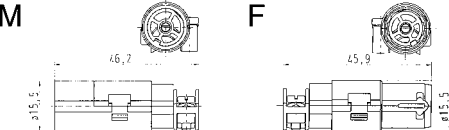
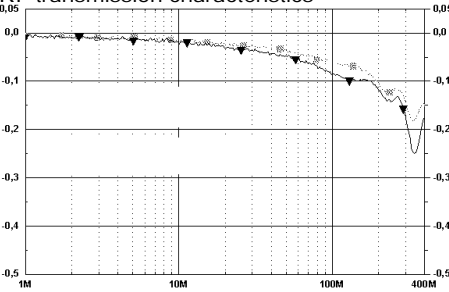
IEC 60664-1
IEC 61984

Details

Crimping tools see chapter 90

Remarks on the crimp technique

The wire gauges mentioned in the catalogue refer to geometric wire gauges of cables.

Identification	Wire cross section (mm ²)	Part number		Drawing Dimensions in mm																					
		male	female																						
Han D®, Crimp contact, gold plated contacts, contact resistance ≤3 mOhm 	0.14–0.37	09 15 000 6124	09 15 000 6224	 <table border="1"> <thead> <tr> <th>Wire gauge</th> <th>∅</th> <th>Stripping length</th> </tr> </thead> <tbody> <tr> <td>0.14-0.37 mm² AWG 26-22</td> <td>0.9 mm</td> <td>8 mm</td> </tr> <tr> <td>0.5 mm² AWG 20</td> <td>1.1 mm</td> <td>8 mm</td> </tr> <tr> <td>0.75 mm² AWG 18</td> <td>1.3 mm</td> <td>8 mm</td> </tr> <tr> <td>1 mm² AWG 18</td> <td>1.45 mm</td> <td>8 mm</td> </tr> <tr> <td>1.5 mm² AWG 16</td> <td>1.75 mm</td> <td>8 mm</td> </tr> <tr> <td>2.5 mm² AWG 14</td> <td>2.25 mm</td> <td>6 mm</td> </tr> </tbody> </table>	Wire gauge	∅	Stripping length	0.14-0.37 mm ² AWG 26-22	0.9 mm	8 mm	0.5 mm ² AWG 20	1.1 mm	8 mm	0.75 mm ² AWG 18	1.3 mm	8 mm	1 mm ² AWG 18	1.45 mm	8 mm	1.5 mm ² AWG 16	1.75 mm	8 mm	2.5 mm ² AWG 14	2.25 mm	6 mm
	Wire gauge	∅	Stripping length																						
	0.14-0.37 mm ² AWG 26-22	0.9 mm	8 mm																						
	0.5 mm ² AWG 20	1.1 mm	8 mm																						
	0.75 mm ² AWG 18	1.3 mm	8 mm																						
	1 mm ² AWG 18	1.45 mm	8 mm																						
1.5 mm ² AWG 16	1.75 mm	8 mm																							
2.5 mm ² AWG 14	2.25 mm	6 mm																							
0.5	09 15 000 6123	09 15 000 6223																							
0.75	09 15 000 6125	09 15 000 6225																							
1	09 15 000 6122	09 15 000 6222																							
1.5	09 15 000 6121	09 15 000 6221																							
2.5	09 15 000 6126	09 15 000 6226																							
Coaxial contact, 1 + shielding, for Han D® crimp contacts, 75 Ohm 		09 15 001 3013	09 15 001 3113	 RF transmission characteristics  <p> 75 Ohm cable 75 Ohm cable with Han D® Coax </p>																					
Please order crimp contacts separately.																									

Technical characteristics

Electrical data acc. to IEC 61984	16 A 50 V 0.8 kV 3
Rated current	16 A
Rated voltage	50 V
Rated impulse voltage	0.8 kV
Pollution degree	3
Limiting temperatures	-40 °C ... 85 °C
Flammability (insert) acc. to UL 94	V 0
Material (insert)	zinc alloy
Material (contact)	copper alloy

Specifications and approvals


IEC 61984
IEC 60664-1

Details

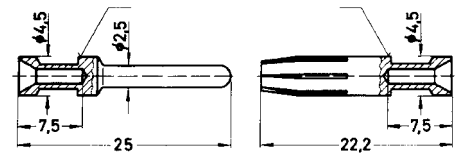
Crimping tools see chapter 90

Remarks on the crimp technique

The wire gauges mentioned in the catalogue refer to geometric wire gauges of cables.

Identification	Wire cross section (mm ²)	Part number	
		male	female
Han E®, Crimp contact, gold plated contacts, contact resistance ≤1 mOhm 	0.14–0.37	09 33 000 6117	09 33 000 6217
	0.5	09 33 000 6122	09 33 000 6222
	0.75	09 33 000 6115	09 33 000 6215
	1	09 33 000 6118	09 33 000 6218
	1.5	09 33 000 6116	09 33 000 6216
	2.5	09 33 000 6123	09 33 000 6223
	4	09 33 000 6119	09 33 000 6221
	5.5	09 33 000 6139	09 33 000 6239

Drawing
Dimensions in mm



Identification	Wire gauge	Stripping length
no groove	0.14-0.37 mm ² AWG 26-22	7.5 mm
no groove	0.5 mm ² AWG 20	7.5 mm
1 groove*	0.75 mm ² AWG 18	7.5 mm
1 groove	1 mm ² AWG 18	7.5 mm
2 grooves	1.5 mm ² AWG 16	7.5 mm
3 grooves	2.5 mm ² AWG 14	7.5 mm
wide groove	3 mm ² AWG 12	7.5 mm
no groove	4 mm ² AWG 12	7.5 mm

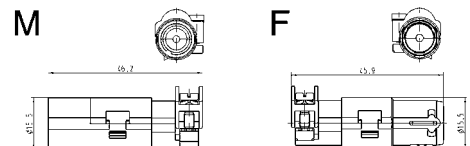
* on the back crimp collar

Coaxial contact,
1 + shielding,
for Han E® crimp contacts,
50 Ohm



Please order crimp contacts separately.

09 15 001 3023 09 15 001 3123



Han E® Coax with RG 213 cable (2.5 mm ²)	200 MHz	500 MHz	1.0 GHz	1.2 GHz	1.5 GHz	2.0 GHz	2.5 GHz
Return loss [db]	23.8	21.1	>18.7	>17.7	>16.4	>14.1	>12.0
Attenuation [db]	0.07	0.11	0.17	0.2	<0.23	<0.53	<2.0